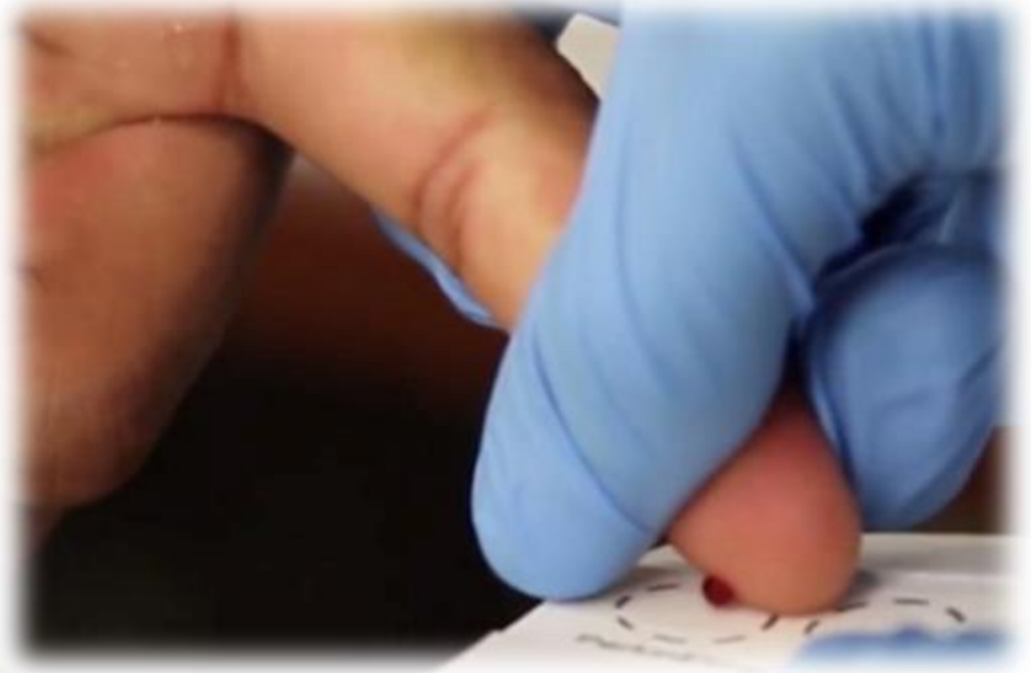


A FIELD READY BLOOD  
TEST FOR THE PRECISE  
MEASUREMENT OF  
**OXIDATIVE STRESS**



**OxiDx Pty Ltd**

A spin out from



&



## A medical technology company at the forefront of oxidative stress analysis

### Athletic monitoring – commercial focus

- Human and animal sports injury risk management and athletic performance testing
- Field-ready blood collection, cost-effective, high throughput laboratory-based assay

### Precision medicine

- Growing demand from pharma and medical companies for oxidative stress testing
- Emerging opportunities in clinical nutrition, treatment monitoring and dose adjustment testing

### Primary industry

- Routine testing of live export and stock production
- Monitor effects of changing conditions, handling and detection of pathogen invasion

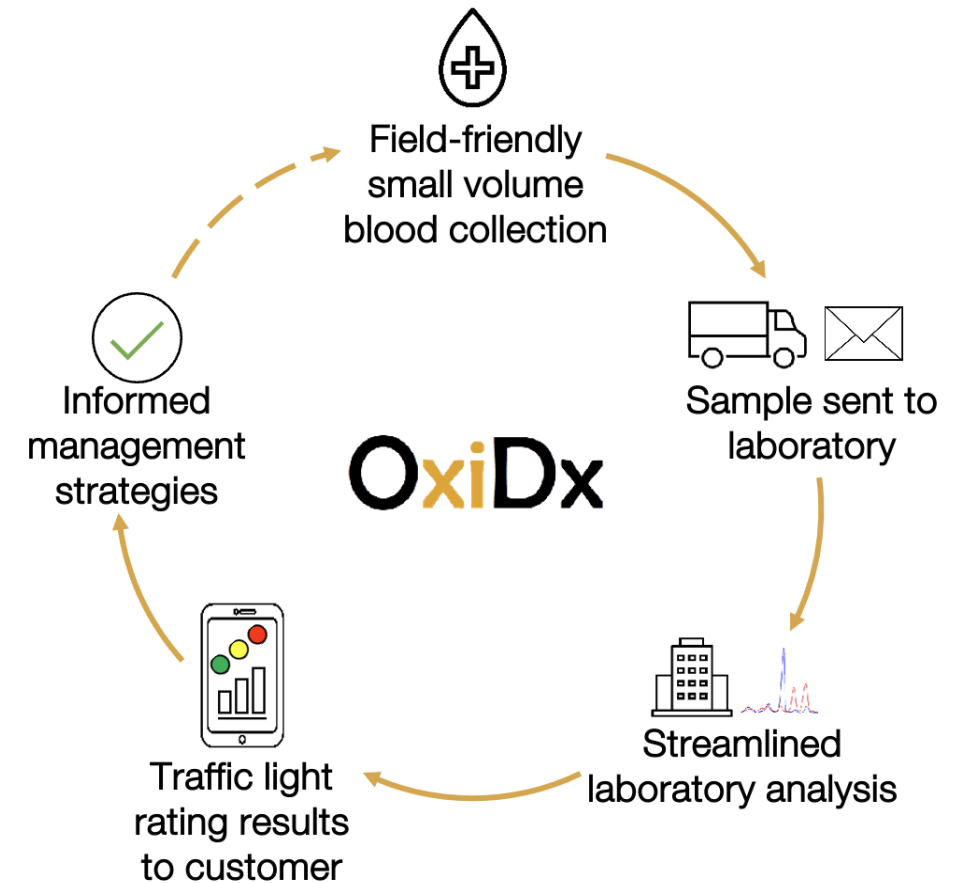
### Financial & Corporate

- Ownership - Proteomics International (66%), University of Western Australia (33%), Founder (1%)
- Patents in all major jurisdictions
- State-of-the-art capabilities with >\$3m\* invested in cutting-edge technology

\*R&D work at university of Western Australia funded through government grants and commercial evidence and patent filing work to protect the IP done at PIQ:ASX



- ✓ Highly sensitive patented technology
- ✓ Fingertick (human)/low volume (animal) blood collection permits rapid sampling by anyone, anytime, anywhere
- ✓ Cost-effective for sequential sampling and large cohort collection
- ✓ No cold-chain logistics or special mailing requirements
- ✓ Streamlined laboratory analysis allows results to be returned to customers within 24 hr
- ✓ Results feedback to inform management strategy – simple decision-making tool

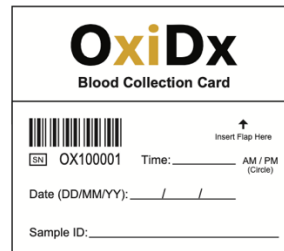


# OxiDx – Simple For Anyone, Anywhere, Anytime

Fingertip collection or  
small blood draw (<0.5mL)



Deposit 1 drop onto  
collection card



Courier samples to  
laboratory



Results in <24hr



- On-field sample collection in <1 minute (athlete/coach/trainer etc.)
- Blood samples are stable for up to 1 month and can be transported dry – bypasses expensive cold or frozen transport
- Laboratory analysis could be performed at or close to collection site (e.g. veterinary clinic)

# Problem & Solution – Athletic Monitoring



## The Problem

- Training or competing with insufficient muscle recovery will result in poor performance and increases the risk of major muscle injury (e.g. tear)

### Human Athletes

- 55% of all injuries are muscle injuries
- Injuries cost the Australian economy over \$2B annually

### Animal Athletes

- 85% of thoroughbred racehorses suffer an injury during their 2–3-year-old racing seasons
- Muscle injuries in thoroughbred horses are very difficult to diagnose – a significant proportion remain entirely undetected



## Current standard-of-care

- Coaches use wearable GPS sensors and questionnaire surveys to assess their athletes – these cannot measure muscle recovery
- Horse trainers rely on highly subjective visual assessments to identify injury and assess muscle recovery from training and racing
- Cold chain logistics for traditional liquid venous blood samples is prohibitive



## OxiDx standard-of-care

- An objective, dried blood spot test for muscle recovery, where the blood collection takes < 30 seconds
- Coaches and horse trainers can make informed decisions regarding training and competition schedules
- Preventable muscle injuries from overtraining no longer occur and athletes compete at peak performance

# OxiDx – Assessing and Monitoring Muscle Recovery

OxiDx's sensitivity for muscle recovery surpassed traditional tests. Results from tests such as CK and muscle force capacity showed athletes returning to pre-marathon values by day 5.

Competing and/or training with oxidative stress can lead to underperformance and increased risk of injury.

OxiDx test applied to cohort of elite marathon runners.

- Baseline oxidative stress values established for every athlete
- Marathon race induced muscle damage with recovery in the days post-event
- Individualised monitoring to detect variability and prevent premature training or competition resumption
- Five athletes had prolonged recovery times (>7 days)

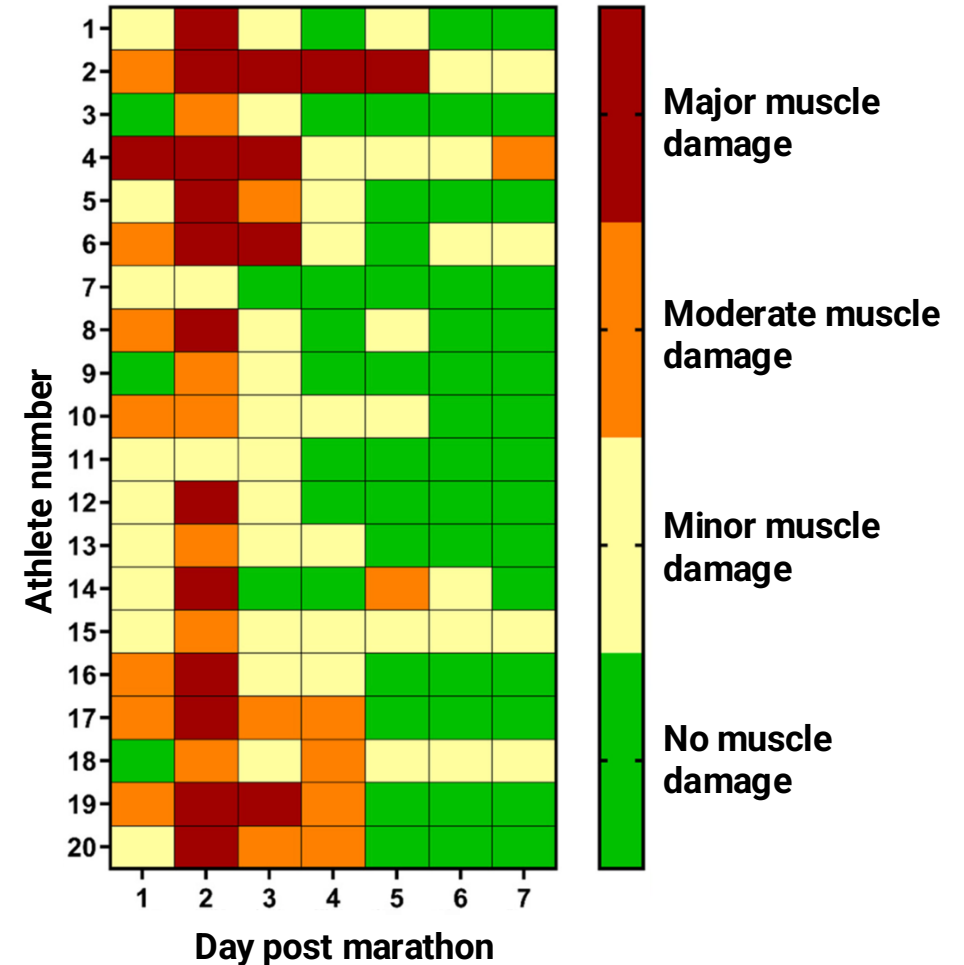


Figure 1. Heatmap depicting levels muscle damage identified using the OxiDx test for 20 elite runners each day after a marathon running race event.



# OxiDx – Assessing Equine Oxidative Stress

OxiDx's sensitivity for muscle recovery surpassed traditional tests. Results from CK and AST blood tests showed athletes returning to pre-race values by day 5.

Competing and/or training with oxidative stress can lead to underperformance and increased risk of injury.

OxiDx test applied to 34 WA thoroughbred horses

- Baseline oxidative stress values established for every horse
- Race induced oxidative stress with recovery in the days post-race
- Individualised monitoring to detect variability and prevent premature training or competition resumption.
- Five horses had prolonged recovery times (>7 days)

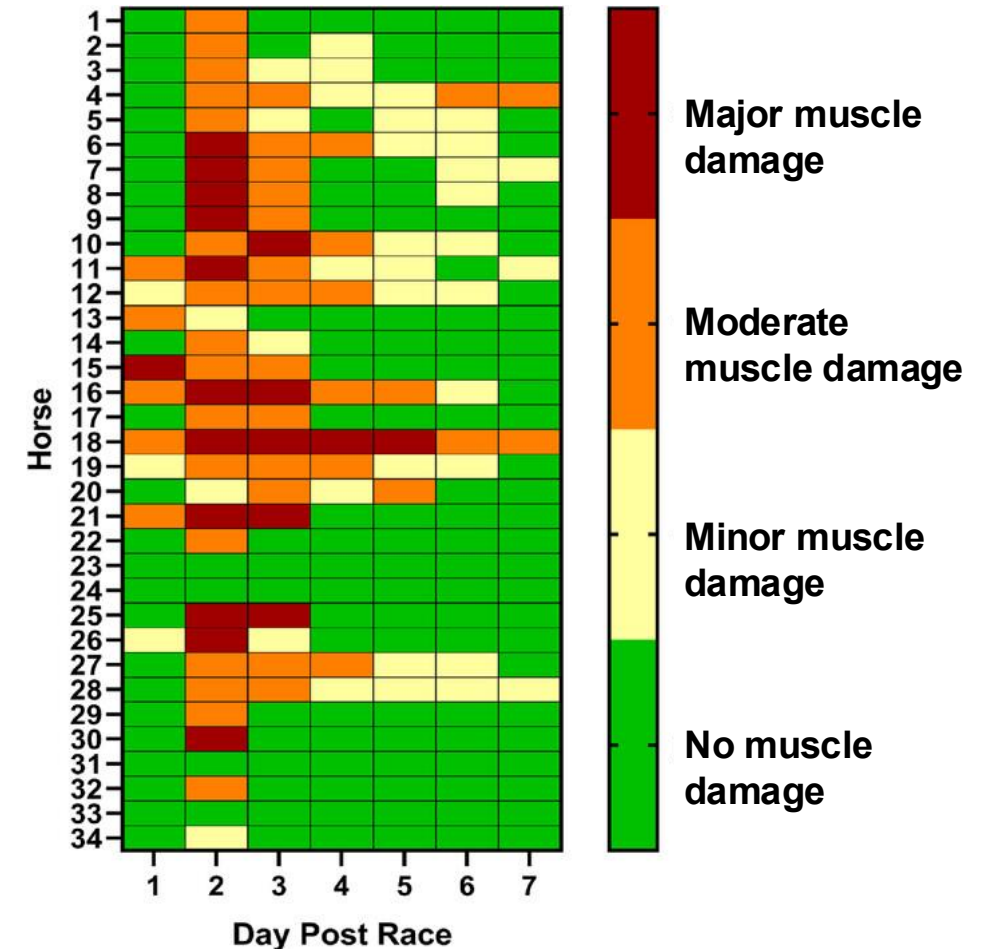
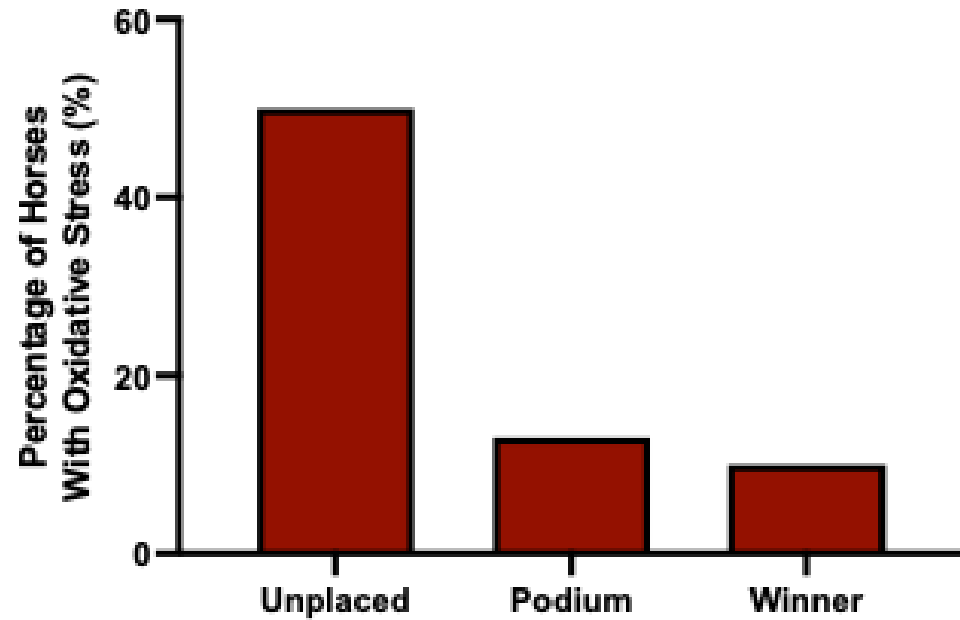


Figure 2. Heatmap depicting levels muscle damage identified using the OxiDx test for 34 thoroughbred horses each day after a race event.



The percentage of horses who raced with oxidative stress and did not place, placed on the podium (2<sup>nd</sup> or 3<sup>rd</sup>) and won (1<sup>st</sup>).  $n = 124$ , 54 and 38 races from 75 individual horses for unplaced, podium and winner respectively.

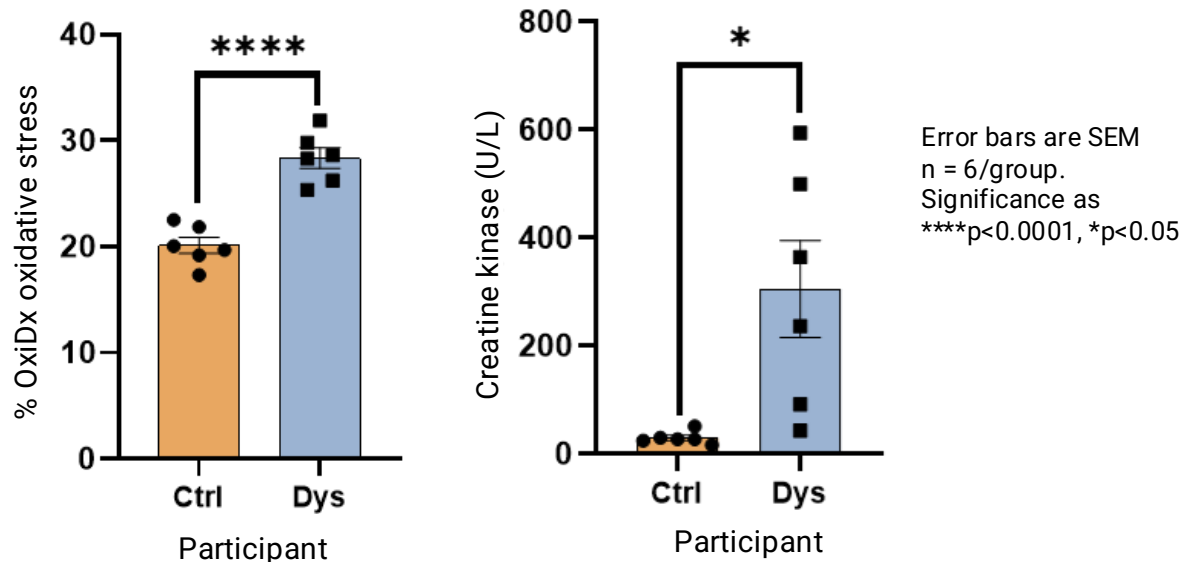
- 75 individual horses tested over 216 competitive races
- OxiDx levels measured for full race campaign (up to 12 weeks/horse) + 48 hours before every race
- Each horse has a personal cut-off value - OxiDx levels above cut-off are indicative of oxidative stress
- **10% of winners (1<sup>st</sup>) raced with oxidative stress**– 4 races
- **13% of podium (2<sup>nd</sup> or 3<sup>rd</sup>) raced with oxidative stress**– 7 races
- **51% of unplaced raced with oxidative stress**– 64 races

- **Without Oxidative Stress** = 49% more likely to win and 76% more likely to podium
- **With Oxidative Stress** = Only 26% as likely to win and 27% as likely to podium



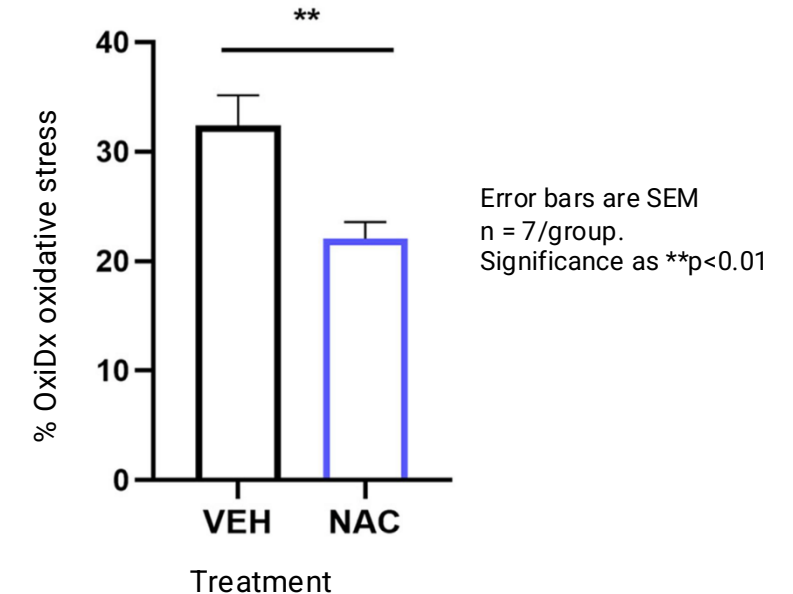
## 1. Duchenne Muscular Dystrophy (DMD)

- 18- to -20 year old DMD (dys) and age matched healthy (Ctrl) male participants
- OxiDx detected significantly higher levels of oxidative stress in DMD patients compared to controls.
- OxiDx outperformed creatine kinase (common blood test) in sensitivity



## 2. Effect of antioxidant N-acetyl cysteine (NAC) treatment after brain injury in mice

- Brain injury without treatment (VEH) increases oxidative stress
- Antioxidant treatment with NAC reduces oxidative stress



- **Papers 1, 2 and 3**
  - Demonstrate that competing without oxidative stress enhances performance
  - Detect muscle damage after a thoroughbred race (1), marathon race (2)
  - Identify different recovery timelines and those who do not recover
  - Outperform conventional tests for oxidative stress and muscle damage.
- **Paper 4**
  - OxiDx is used in professional human sport as an effective tool to monitor the training load for athletes
- Extensive foundation of additional peer reviewed studies in animal and human models of disease

---

**1. Stable Levels of Thiol-Oxidised Plasma Albumin, a Biomarker of Oxidative Stress, Is Correlated with Enhanced Performance in Australian Thoroughbred Racehorses**

---

James, C.; Sheahan, J.; Arthur, P. *Animals* 2025, 15, 3580.  
<https://doi.org/10.3390/ani15243580>

---

**1. The level of thiol-oxidised plasma albumin is elevated following a race in Australian thoroughbred horses**

---

James C, Lloyd EM, Arthur PG. *Vet Med Sci.* 2025 Jul;11(4):e70487. doi: 10.1002/vms3.70487. PMID: 40644475; PMCID: PMC12249229.

---

**2. Temporal changes in thiol-oxidized plasma albumin are associated with recovery from exercise-induced muscle damage after a marathon**

---

James C, Lloyd EM, Arthur PG. *Physiol Rep.* 2024. Dec;12(24):e70155. doi: 10.14814/phy2.70155. PMID: 39730312; PMCID: PMC11679699.

---

**4. The thiol oxidation state of albumin is associated with training load across an Australian football pre-season**

---

James C, Weber J, Boyde C, Fournier P, Arthur P. [Accepted for publication in Oxidative Medicine and Cellular Longevity.](#)

Proteomics International owns two families of patents for OxiDx in key markets, with others pending

## 1) Title: "Methods for determining the redox status of proteins"

Derived from International Patent Application PCT/AU2006/001757

All patents valid until November 2026

Country/Region	Patent Number	Status
Australia	AU2006317506	Granted
USA	US8043824	Granted

## 2) Title: "Methods for measuring relative oxidation levels of a protein"

Derived from International Patent Application PCT/AU2019/050267

If granted, all patents projected to be valid until March 2039

Country/Region	Patent Number	Status
Australia	AU2019240758	Granted
Canada	CA3094249	Pending
China	CN112020650	Granted
Europe	EP3775927	Granted
India	IN202017044154	Pending
Indonesia	P00202007798	Pending
Japan	JP7325436	Granted
Singapore	SQ11202008979Q	Granted
USA	US2021041449	Pending

**OxiDx maintains trade secrets and related know how as additional intellectual property**

## Jacqueline Gray

Proteomics International CFO and Head of Corporate Development, Director - OxiDx

T:+61 405 576 898

E:jacqueline@proteomics.com.au

## Chris James

Operations Manager - OxiDx

T:+61 420 221 275

E:chris@oxidx.com.au

